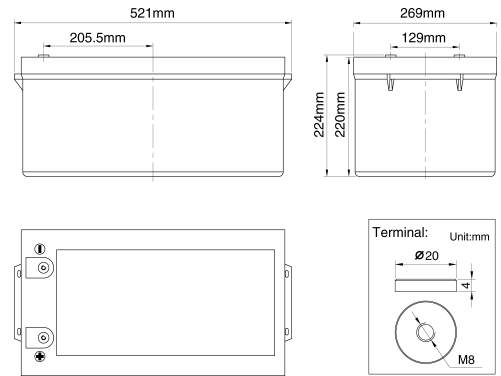


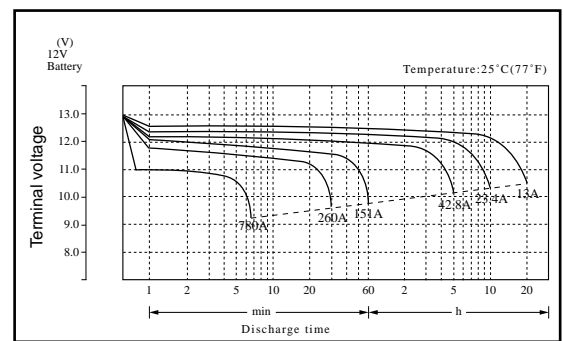
DC260-12



Specifications

Nominal Voltage		12V
Rated Capacity(20 hour rate)		260AH
Dimension	Total Height (with terminals)	224mm(8.82inches)
	Height	220mm(8.66inches)
	Length	521mm(20.51inches)
	Width	269mm(10.59inches)
Weight		Approx.89.0kg(196.21lbs)

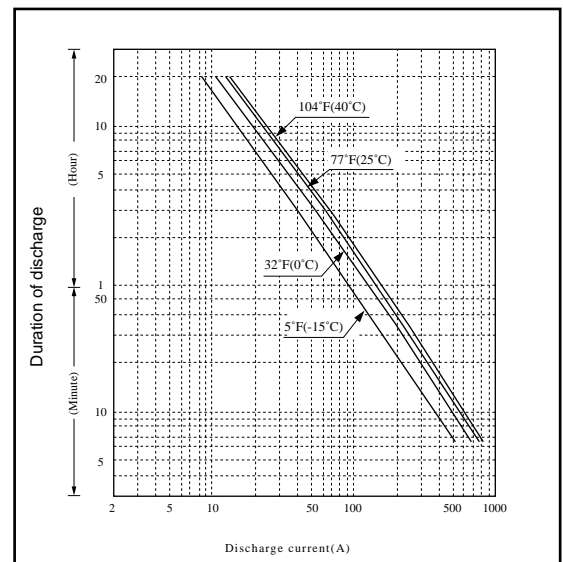
Discharge characteristics 77°F(25°C)



Characteristics

Capacity 77°F(25°C)	20 hour rate(13A)	260AH
	10 hour rate(23.4A)	234AH
	5 hour rate(42.8A)	214AH
	1 hour rate(151A)	151AH
Internal Resistance	Full charged Battery 77°F(25°C)	1.8mΩ
Capacity affected by Temperature (20 hour rate)	104°F(40°C)	102%
	77°F(25°C)	100%
	32°F(0°C)	85%
	5°F(-15°C)	65%
Self-Discharge 77°F(25°C)	Capacity after 3 month storage	91%
	Capacity after 6 month storage	82%
	Capacity after 12 month storage	64%
Max. Discharge Current 77°F(25°C)	3900A(5S)	
Terminal	Standard	F17
	Optional	
Charging (Constant Voltage)	Cycle	Initial Charging Current 52A Or Small 14.5V~14.9V/77°F(25°C)
	Float	13.6V~13.8V/77°F(25°C)

Duration of discharge vs. Discharge current



Constant Power Discharge Watts Per Cell @ 77°F(25°C)

Cut off voltageV/cell	5M	10M	15M	30M	45M	1H	2H	3H	5H	8H	10H	12H	24H
1.60	1203	978	812	537	408	331	195	136.2	92.4	60.5	51.3	44.5	23.0
1.65	1128	931	782	528	403	328	196	135.2	91.5	60.5	51.3	44.5	23.0
1.67	1117	919	768	523	400	323	196	133.3	91.1	60.5	51.3	44.5	23.0
1.70	1048	879	747	518	398	321	194	133.3	90.6	60.5	51.3	44.5	23.0
1.75	985	827	716	509	388	320	193	132.3	90.1	60.0	50.7	44.5	23.0
1.80	913	774	685	498	377	320	192	132.3	89.6	59.4	50.3	44.2	23.0

Note The above data are average values, and can be obtained within 3 charge/discharge cycles. These are not minimum values.

FULLRIVER DC BATTERIES

This information is generally descriptive only and is not intended to make or imply any representation, guarantee or warranty with respect to any cells and batteries. Cell and battery designs/specifications are subject to modification without notice. Contact Fullriver for the latest information.